

Writing



LA.6.6.2.2
 LA.6.2.2.3
 LA.6.3.1.1
 LA.6.3.4
 LA.6.2.2.2
 LA.6.4.2.2
 LA.6.4.3
 LA.6.2.1.3

 LA.7.1.6.1
 LA.7.6.2.2
 LA.7.6.2.1
 LA.7.4.2.2
 LA.7.3.1
 LA.7.3.4
 LA.7.3.1.3
 LA.7.4.3
 LA.7.2.1.7

 LA.8.1.6.1
 LA.8.2.1.3
 LA.8.2.2.3
 LA.8.3.1.2
 LA.8.3.1.3
 LA.8.3.4
 LA.8.4.3
 LA.8.6.2.1
 LA.8.6.2.2

- Use a pre-writing strategy suitable for the task (e.g. brainstorming, using a graphic organizer, listing ideas)
- Use acquired vocabulary to compose correct sentences
- Write a short, controlled paragraph expressing ideas clearly
- Fill out common forms, charts and graphs
- Analyze and revise draft to further develop a piece of writing
- Spell commonly used words (high frequency words)
- Write expository compositions that include a main idea and supporting details in simple sentence format
- Use literary devices in the creation of written communication

- Listen to a familiar song and change the lyrics using a word bank of synonyms (i.e. cloze activity). **LA.7.1.6.1, LA.8.1.6.1**
- Complete forms, charts, and graphs for a variety of purposes. **LA.7.6.2.2, LA.8.2.2.3**
- Locate information in order to write about a given topic. **LA.6.6.2.2, LA.7.6.2.1.8**
- Select appropriate resources to complete an assignment. **LA.6.2.2.3, LA.7.4.2.2, LA.8.6.2.2**
- Brainstorm for an autobiographical paragraph that includes name, age, hobbies, interests, and likes/dislikes. Complete a graphic organizer. **LA.6.3.1.1, LA.7.3.1, LA.8.3.1.2**
- Write a first person narrative as part of an autobiography. **LA.6.3.1.1, LA.7.3.1, LA.8.3.1.2**
- Correct errors of subject/verb agreement in a written passage. **LA.6.3.4, LA.7.3.4, LA.8.3.4**
- Access a word wall to spell high frequency words. **LA.6.3.4, LA.7.3.4, LA.8.3.4**
- Write phrases and simple sentences that follow English syntactical order. **LA.6.2.2.2, LA.7.3.1.3, LA.8.3.1.3**
- Develop a timeline of significant events in his life. **LA.6.4.2.2, LA.7.3.1.3, LA.8.3.1.3**
- Write sentences for a specific purpose or occasion (i.e. birthday, coming to U.S. graduation). **LA.6.4.3, LA.7.4.3, LA.8.4.3**
- Create a simple bio-poem. **LA.6.2.1.3, LA.7.2.1.7, LA.8.2.1.3**

Vocabulary/ Structure



LA.6.1.2
 LA.6.1.6.4
 LA.6.2.1.7

 LA.7.1.2
 LA.7.1.6.1
 LA.7.1.6.3
 LA.7.1.6.4
 LA.7.2.1.3

 LA.8.1.6.1
 LA.8.1.2
 LA.8.1.6.3
 LA.8.1.6.4
 LA.8.2.1.3




- Use a standard dictionary to find the meaning of known and unknown words
- Identify vocabulary from literary works and informational texts
- Learn context clue strategies in speaking and reading
- Read aloud simple words presented in literature and subject-matter texts
- Demonstrate comprehension by using one to two words or simple-sentence responses
- Identify homonyms, antonyms, synonyms, and homophones in a text
- Use vocabulary in oral and written communication

- Build a word bank of adjectives to use with a content area topic. **LA.6.1.6.4, LA.7.1.6.3, LA.8.1.6.3**
- Record definitions, roots, prefixes, and suffixes of developing vocabulary on a graphic organizer. **LA.6.1.6.4, LA.7.1.6.3, LA.8.1.6.3**
- Add entries to personal vocabulary notebook. **LA.6.1.6.4, LA.7.1.6.3, LA.8.1.6.3**
- Identify words in a familiar song or text and highlight the high frequency words. **LA.7.1.6.1, LA.8.1.6.1**
- Complete a Student Knowledge Rating Checklist before and after reading a science/social studies passage. **LA.7.1.6.1, LA.8.1.6.1**
- Use strategies (i.e. VIS, Frayer Model, etc.) to reinforce the meanings of new words. **LA.6.1.2, LA.7.1.2, LA.8.1.2**
- Categorize formal and informal vocabulary/phrases. **LA.6.1.6.4, LA.7.1.6.4, LA.8.1.6.4**
- Complete a variety of cloze phrases and sentences using the simile format: “____as____” **LA.6.2.1.7, LA.7.2.1.3, LA.8.2.1.3**



Middle School
 Instructional Framework
 Developmental Language Arts through ESOL
 2nd Nine Weeks

2nd Nine Weeks

Course Components	Standards	Objectives	Student Performance Indicators
Listening/Viewing 	LA.6.1.1 LA.6.1.6.2 LA.6.3.1.1 LA.6.5.2.1 LA.7.1.1 LA.7.1.6.1 LA.7.1.6.2 LA.7.3.1 LA.7.5.2.1 LA.8.1.1 LA.8.1.6.1 LA.8.1.6.2 LA.8.3.1.2 LA.8.5.2.1 LA.8.5.2.2	<p>The student will:</p> <ul style="list-style-type: none"> Listen attentively to more complex stories and information on new topics across content areas and identify the main points and supporting details in an oral or media presentation Understand and follow some multiple-step directions for classroom-related activities Recognize and correctly pronounce most English phonemes while reading aloud Identify simple transitional words in an oral/media presentation that illustrate the patterns and rules in semantic structure, symbols, and sounds that convey meaning 	<p>To demonstrate the achievement of the standard, the student will:</p> <ul style="list-style-type: none"> Listen to a familiar song, read the lyrics, and chorally practice the song. LA.7.1.6.1, LA.8.1.6.1 Brainstorm for an autobiographical paragraph that includes name, age, hobbies, interests, likes and dislikes, and complete a graphic organizer. LA.6.3.1.1, LA.7.3.1, LA.8.3.1.2 Use guided questions to interview and introduce classmates and briefly tell what was learned about them. LA.6.5.2.1, LA.7.5.2.1, LA.8.5.2.1 Select a book at his ability level, meet with a partner to discuss selections, and respond to informational presentations. LA.6.1.6.2, LA.7.1.6.2, LA.8.1.6.2 Recognize and orally respond to non-verbal cues such as movements, gestures, and facial expressions. LA.7.5.2.1, LA.8.5.2.2 Listen/view a short story on video; then ask and answer “wh” questions related to setting, character, conflict, and resolution using graphic organizers such as maps and summary charts. LA.8.5.2.1 Work in pairs to act out an emotion using appropriate language, volume, stress, enunciation, eye contact, and gestures. LA.6.1.1, LA.7.1.1, LA.8.1.1 Ask and answer questions by using simple sentences or phrases. LA.7.5.2.1
Speaking 	LA.6.2.1.3 LA.6.5.2.2 LA.7.2.1.7 LA.7.5.2.1 LA.7.5.2.3 LA.8.2.1.3 LA.8.5.2.3 LA.8.5.2.5	<ul style="list-style-type: none"> Respond with appropriate short phrases or sentences in various social and academic settings (e.g. answer simple questions) Participate in teacher facilitated discussions with simple responses, facial expressions, gestures, and appropriate posture Recognize appropriate intonation and stress patterns in English, including the pronunciation of short, long, medial vowel sounds, and initial and final consonants 	<ul style="list-style-type: none"> Respond and demonstrate understanding of nonverbal cues as ways to convey meaning to an audience. LA.8.5.2.5 View pictures depicting various jobs and careers and orally identify each picture, asking and answering questions relating to each one. LA.7.5.2.1 Interview a classmate about his heritage using more complex questions and vocabulary. LA.6.5.2.2, LA.7.5.2.3 Read declarative words or phrases with varying intonations, stress or rhythms in order to change the meaning. LA.8.5.2.3 Create figurative language (i.e. simile, personification, etc.) when discussing pictures. LA.6.2.1.3, LA.7.2.1.7, LA.8.2.1.3
Reading/Literature 	LA.6.1.1 LA.6.1.2 LA.6.1.6.4 LA.6.1.7.1 LA.6.1.7.2 LA.6.1.7.8 LA.6.2.1.2 LA.6.2.1.3 LA.6.2.2.2 LA.6.2.2.3 LA.6.4.2.2 LA.6.6.2.1 LA.6.6.2.2 LA.7.1.1 LA.7.1.2 LA.7.1.6.3 LA.7.1.7.1 LA.7.1.7.2 LA.7.2.1.2 LA.7.2.1.7 LA.7.2.2.2 LA.7.3.1.3 LA.7.4.2.2 LA.7.6.2.1 LA.8.1.7.1 LA.8.1.6.3 LA.8.1.7.8 LA.8.2.2.2 LA.8.1.7.2 LA.8.6.2.1 LA.8.6.2.2 LA.8.3.1.3 LA.8.1.1 LA.8.1.2 LA.8.2.1.3 LA.8.2.1.2	<ul style="list-style-type: none"> Predict ideas or events, give rationale for predictions and confirm and discuss predictions as the story progresses Use pre-reading strategies (e.g. skimming text headings, bold type, and other text features) State the main idea of a reading passage Identify cause and effect relationships in simplified reading selections Identify fact and opinion in text Identify compare and contrast in text Point out text features, such as the title, table of contents, and chapter headings Construct meaning using the 5 W's Distinguish denotative and connotative meanings of words Identify note-taking strategies Understand ways the author's perspective or point of view affects a text Read selected passages accurately, fluently, and with proper expression 	<ul style="list-style-type: none"> Brainstorm and list words related to a specific topic (i.e. seasons of the year) in pairs or small groups. LA.6.1.7.1, LA.7.1.7.1, LA.8.1.7.1 Compare/contrast the weather her with the weather in his home country using a graphic organizer. LA.6.1.6.4, LA.7.1.6.3, LA.8.1.6.3 Paraphrase a paragraph. LA.6.1.7.8, LA.7.1.7.1, LA.8.1.7.8 Identify the main idea of multiple paragraphs and highlight relevant details. LA.6.2.2.2, LA.7.2.2.2, LA.8.2.2.2 Determine the author's purpose through activities such as free form mapping. LA.6.1.7.2, LA.7.1.7.2, LA.8.1.7.2 Locate information and write about a given topic. LA.6.6.2.2, LA.7.6.2.1, LA.8.6.2.1 Categorize on note cards the various sources of information (i.e. encyclopedias, newspapers, internet, etc.). LA.6.2.2.3, LA.7.4.2.2, LA.8.6.2.2 Read sentences/phrases and categories into facts and opinions. LA.6.6.2.1, LA.7.6.2.1, LA.8.6.2.2 Use comics and pictures and write a caption for each picture. LA.6.4.2.2, LA.7.3.1.3, LA.8.3.1.3 Recognize words rapidly to increase reading rate. LA.6.1.1, LA.7.1.1, LA.8.1.1 Use familiar vocabulary and compose sentences. Then construct a paragraph using these sentences. LA.6.1.2, LA.7.1.2, LA.8.1.2 List examples of personification in poetry/story. LA.6.2.1.3, LA.7.2.1.7, LA.8.2.1.3 Respond orally to prompts related to conflict/resolution in a passage by answering yes/no questions. LA.6.2.1.2, LA.7.2.1.2, LA.8.2.1.2



The School Board of Broward County, Florida

Beverly A. Gallagher, Chair • Robin Bartleman, Vice Chair • Maureen S. Dinnen • Jennifer Leonard Gottlieb • Phyllis C. Hope • Stephanie Arma Kraft, Esq. • Robert D. Parks, Ed.D. • Eleanor Sobel • Benjamin J. Williams • James E. Notter, Interim Superintendent of Schools

The School Board of Broward County, Florida, prohibits any policy or procedure which results in discrimination on the basis of age, color, disability, gender, national origin, marital status, race, religion or sexual orientation. Individuals who wish to file a discrimination and/or harassment complaint may call the Director of Equal Educational Opportunities at 754-321-2150 or Teletype Machine TTY 754-321-2158. Individuals with disabilities requesting accommodations under the Americans with Disabilities Act (ADA) may call Equal Educational Opportunities (EEO) at 754-321-2150 or Teletype Machine TTY 754-321-2158. www.browardschools.com